

NOZZLES

Discharge nozzles consist of a chrome-plated brass one-piece nozzle body. The nozzle assembly contains a stainless steel strainer and retaining spring. Each nozzle is stamped with an identifying set of letters, indicating nozzle type.

Nozzles are shipped with metal blow-off caps included. Replacement blow-off caps are available.

A 25-pack of Nozzle O-rings (Part No. 439848) is also available.

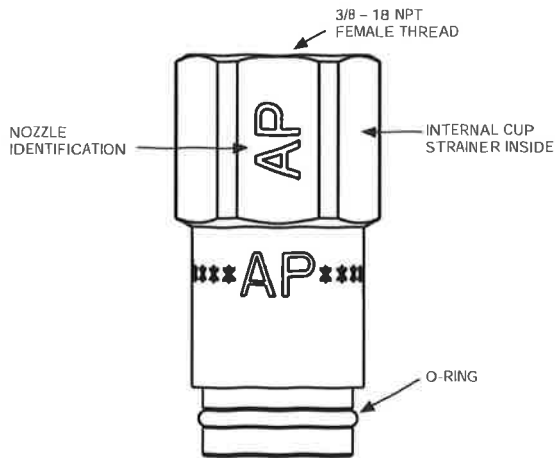


FIGURE 3-10
009561

Nozzle Identification Chart

Nozzle Type	Nozzle Part No.	Nozzle Application	Package Quantity
P34	442088	High Proximity	10
P41	442153	High Proximity	10
AP	440006	Med. Prox./Plenum	50
DL	440009	Low Prox. Duct	25

SWIVEL ADAPTOR

The Swivel Adaptor (Part No. 418569) consists of a swivel nut, swivel body, and swivel ball. All are chrome-plated. The Swivel Adaptor allows the nozzle to be rotated approximately 30° in all directions. Swivel Adaptors must be ordered as a Swivel Adaptor Shipping Assembly (Part No. 423572) which contains 25 Swivel Adaptors.

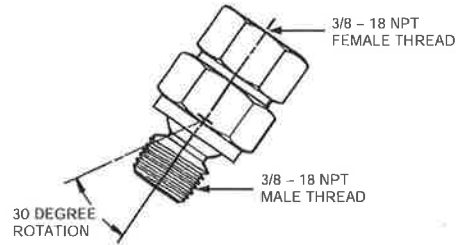


FIGURE 3-11
000003

METAL BLOW-OFF CAP

The Metal Blow-Off Cap helps keep the orifice of the nozzle free of grease or other substances that could interfere with agent distribution.

The Metal Blow-Off Cap Package (Part No. 439861) contains 10 blow-off caps.

Also available is a 10 pack of Stainless Steel Blow-Off Caps (Part No. 439866).

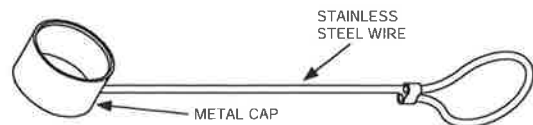


FIGURE 3-12
009475