

CASH AND CARRY CARTS

Cash and carry carts

Nesting trolleys, thereby reducing storage space by 75%.

Tubular steel construction, powder coated, platform made of anti-skid waterproof plywood boards.

2 swivel and 2 fixed-wheel castors, TPE tyres.

Swivel castors with wheel locks, according to the European Standard EN 1757-3 (safety of platform trolleys).

2960 | 2961 | 2962

Platform height:
with wheel-Ø 160 = 265 mm
with wheel-Ø 200 = 310 mm

2970 | 2971 | 2972

As 2960/2961/2962, but with 2 shelves.

Shelf heights

with:
wheel-Ø 160 = 265/775 mm

with:
wheel-Ø 200 = 310/820 mm

Capacity upper shelf 80 kg.

2980 | 2981 | 2982

As 2960/2961/2962, but instead of tubular pushbar 2 lateral frames, 680 mm high, on the side of the fixed wheels also 2 lateral frames, 500 mm high.

Platform interior width:
435/535/635 mm

Platform height:
with wheel-Ø 160 = 265 mm
with wheel-Ø 200 = 310 mm




2960 | 2961 | 2962



2970 | 2971 | 2972



2980 | 2981 | 2982



Clip board upright DIN A4

See also page 170.



Clip board broadsize DIN A4

See also page 170.



Wire basket

For small items,
600 x 140 x 200 mm.
See also page 170.



Deposit locks

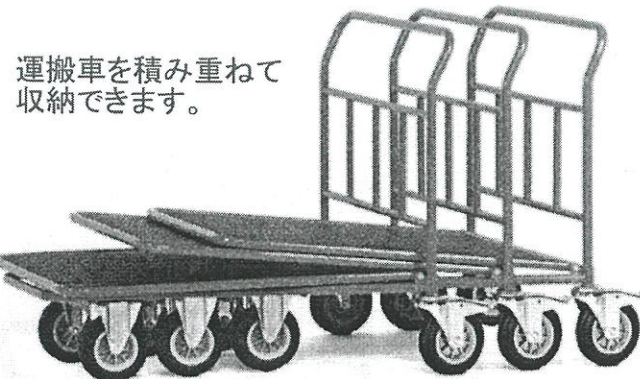
Made of high-quality plastic, to be operated easily and safely. Suitable for 1 Euro coins.

Wall securing chain


For deposit lock, length 1.20 m.

	Order No.	Capacity kg	Wheel-Ø mm	Platform size L x W mm	Outside dimensions L x W x H mm	Net weight kg
Cash and carry carts	2960	400	160	850 x 500	1045 x 643 x 959	25
	2961	500	200	1000 x 600	1212 x 743 x 1004	28
	2962	500	200	1000 x 700	1212 x 843 x 1004	31
	2970	400	160	850 x 500	1045 x 643 x 959	32
	2971	500	200	1000 x 600	1212 x 743 x 1004	36
	2972	500	200	1000 x 700	1212 x 843 x 1004	41
	2980	400	160	850 x 500	1045 x 643 x 949	27
	2981	500	200	1000 x 600	1212 x 743 x 990	30
	2982	500	200	1000 x 700	1212 x 843 x 990	33
Clip board upright	1290	-	-	-	-	1,2
Clip board broadsize	1390	-	-	-	-	1,3
Wire basket	1291	-	-	-	-	1,8
Deposit locks	2910	-	-	-	-	0,24
Wall securing chain	2913	-	-	-	-	0,28


EA520BE-11
(ブレーキ付運搬車)



運搬車を積み重ねて
収納できます。



EA520BE-100(クリップボード)の
取り付けが可能です。



EA520BE-200(ワイヤーバスケット)の
取り付けが可能です。

ブレーキ付

<仕様>

積載均等耐荷重	荷台サイズ	押手高さ	床高さ	全幅	荷台材質	重量	車輪径	車輪材質
400kg	850×500mm	955mm	275mm	640mm	スチール	24kg	φ160mm	硬質ゴム

※この商品は折りたたむことができません。