


Spare parts rel. 1.0

18/03/2018

Nick **NRG1201**



The Lighting Company

D.T.S. Illuminazione srl
Via Fagnano Selve 10/12/14

47843 Misano Adriatico (RN) ITALIA Tel +39 0541 611131 Fax +39 0541 611111 info@dts-lighting.it <http://www.dts-lighting.it>

Made in Italy

NICK NRG 1201

SPARE PARTS

This document contents help finding the spare parts numbers more frequently needed

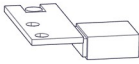


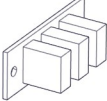
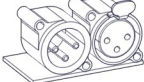
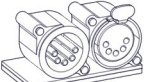
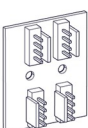

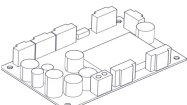
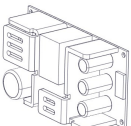
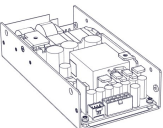

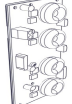
INDEX

1.	ELECTRONIC BOARDS.....	Pg.2
2.	WIRING HARNESSSES.....	Pg.3
3.	MOTORS.....	Pg.3
4.	FANS.....	Pg.3
5.	MAINTENANCE.....	Pg.4
6.	ELECTRICAL PARTS.....	Pg.5
7.	COVERS.....	Pg.6
8.	HEAD VIEWS.....	Pg.7
9.	ARM VIEWS.....	Pg.9
10.	BASE VIEWS.....	Pg.12
11.	FANS VIEWS.....	Pg.15

NICK NRG 1201

SPARE PARTS

1. ELECTRONIC BOARDS

PICTURE	Part Number(*)	Description	Position
	0514A020	HORIZONTAL HALL EFFECT SENSOR PCB	Pg 12
	0514A027	SMALL VERSION ENCODER PCB	Pg 10
	0514M021.V1.P 0514M021.V1	NICK 1201 LCD DISPLAY PCB PROGRAMMED	Pg 12
	0514R006	MOTOR RE-SEND PCB	Pg 10
	0514R023	XLR 3 POLES IN-OUT DMX PCB	Pg 13
	0514R024	XLR 5 POLES IN-OUT DMX PCB	Pg 13
	0514R029	BASE RESEND PCB	Pg 13
	0514T015.P 0514T015	4 ZOOM MOTORS PCB PROGRAMMED	Pg 7
	0514T016.P 0514T016	SMALL VERSION PAN/TILT PCB PROGRAMMED	Pg 9
	0514M025	POWER SUPPLY 60W 24V (90-264VAC)	Pg 13
	0514M045	POWER SUPPLY DDP400-US48-UC	Pg 13
	0514M048	30 LEDS FULLRGBW PCB	Pg 8
	02SK0157	4CH OUT DRIVER PCB ASSEMBLED	Pg 11

(*) Part number written in bigger font size refer to the programmed PCB
Part number written in smaller size font refer to the PCB only

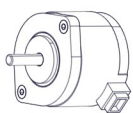
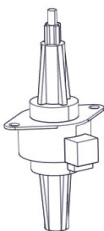
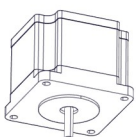
NICK NRG 1201

SPARE PARTS




2. WIRING HARNESSSES

Part Number	Part Number	Description
02K001274	02K001274	NICK 1201 FPR HARNESSSES
02K001279.1	02K001279.1	NICK 1201 POWER SUPPLY HARNESSSES
02K001279.2	02K001279.2	NICK 1201 PLUGS HARNESSSES
02K001279.3	02K001279.3	NICK 1201 RIGHT UPPER SPRING HARNESSSES
02K001286	02K001286	NICK 1201 LEFT UPPER SPRING HARNESSSES

3. MOTORS

PICTURE	Part Number	Description	Position
	0513M032	Tilt MOTOR 17HC2001-04NN	Pg 10
	0513M036	Zoom STEPPING MOTOR 25441-05-026	Pg 8
	0513M037	Pan MOTOR 24HC4308-02 (DB)	Pg 10

4. FANS

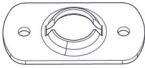
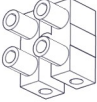
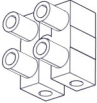
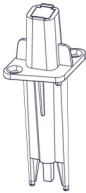





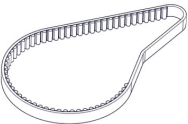
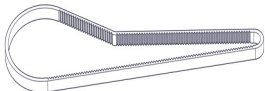
PICTURE	Part Number(**)	Description	Position
	02K001279.5 0513V012	BASE FAN 40X40X10 HIGH SP 24V	Pg 15
	02K001279.6 0513V012	ARM FAN 40X40X10 HIGH SP 24V	Pg 15
	02K001279.7 0513V025	HEAD FAN 100X32 24V	Pg 15

(**) Part number written in bigger font size refer to the fan with the wires cut at the right length and terminated with the suitable connector.
Part number written in smaller size font refer to the fan only.

NICK NRG 1201

SPARE PARTS

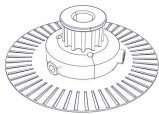
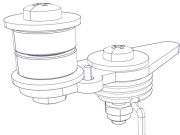
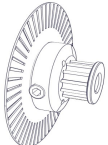
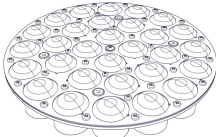
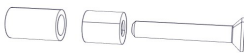
5. MAINTENANCE

PICTURE	Part Number	Description	Position
	0501A002	FAST LOCK FEMALE PANEL FASTENER -90 SER-	Pg 14
	0503L013	SCREW TERMINAL 2 POLES (2,5 sqmm)	Pg 13
	0503L020	SCREW TERMINAL 2 POLES (6 sqmm)	Pg 13
	0506A063	LIGHT GUIDE WITHPINS	Pg 8
	0506A068	ZOOM LENS FCX-35-02-0R	Pg 8
	0518C002	BEARING 623-ZZ	Pg 11
	0518C004	BEARING 61806	Pg 11
	0508A066	PMMA DISK D=237 TH=2MM TRANSPARENT	Pg 7
	02K00467	KIT OMEGA CLAMP FAST LOCK (1PCS)	Pg 14
	0518A159.M	PAN OMEGA BELT HP 240-3M WIDTH 6MM	Pg 10
	0518A166.M	TITL OMEGA BELT HP 447-3M WIDTH 6MM	Pg 10

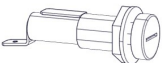

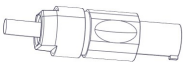
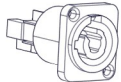
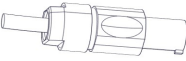
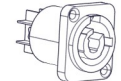
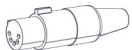

NICK NRG 1201

SPARE PARTS

5. MAINTENANCE

PICTURE	Part Number	Description	Position
	02SK0091	TILT ENCODER WHEEL ASSEMBLED	Pg 10
	02SK0092	PAN BELT TENSIONER ASSEMBLED	Pg 11
	02SK0105	PAN ENCODER WHEEL ASSEMBLED	Pg 10
	02SK0115	ZOOM LENSES KIT BLACK COLOUR	Pg 8
	02SK0318	TILT MECHANICAL END POSITION	Pg 11



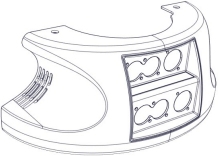
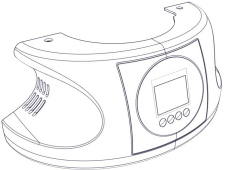

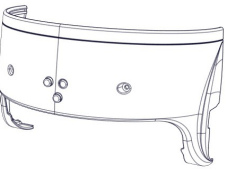
6. ELECTRICAL PARTS

PICTURE	Part Number	Description	Position
	0508A031	PANEL FUSE HOLDER P3836/M	Pg 13
	0520F011	FUSE 5A T 5X20 GLASS (For panel fuse holder 0508A031)	Pg 13
	0520P014	POWERCON NAC3FCA TIPE A	Pg 14
	0520P015	POWERCON NAC3MPA1 TIPE A PANEL	Pg 14
	0520P029	POWERCON OUT NAC3FCB GREY	Pg 14
	0520P030	POWERCON OUT NAC3MPB-1 GREY PANEL	Pg 14
	0508B147	FEMALE XLR CONNECTOR 5 POLES	Pg 13
	0508B148	MALE XLR CONNECTOR 5 POLES	Pg 13

NICK NRG 1201

SPARE PARTS

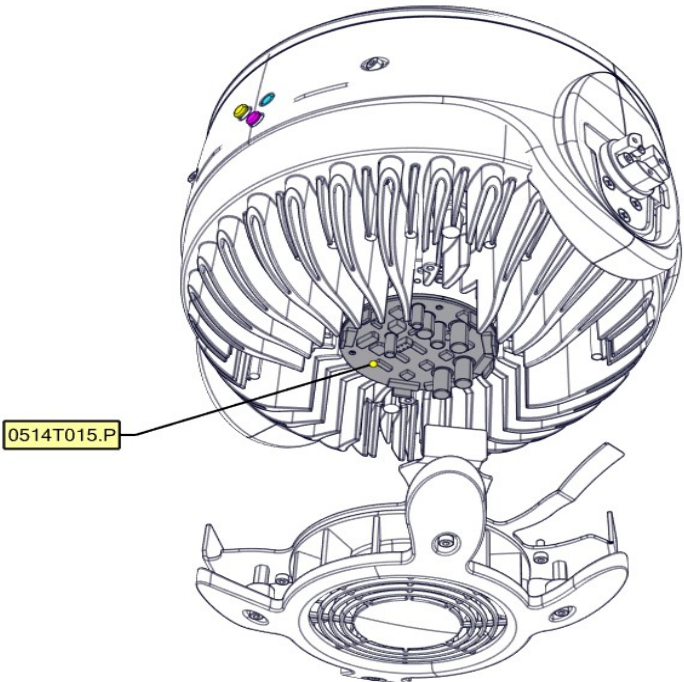
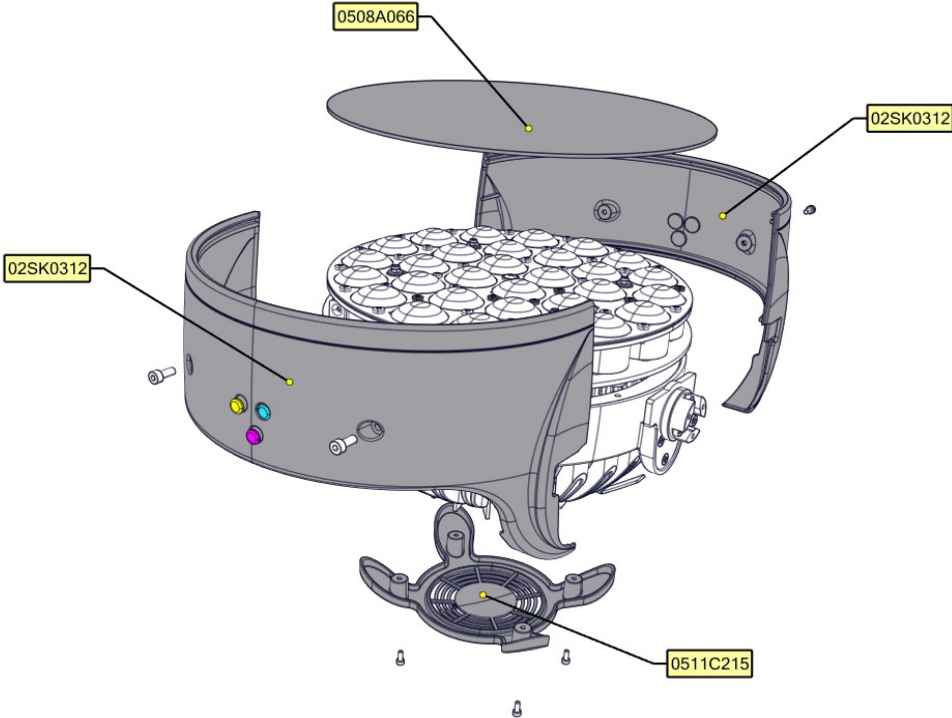
7. COVERS

PICTURE	Part Number	Description	Position
	02SK0315	ARM COVER PCB SIDE(BLACK)+LABEL	Pg 9
	02SK0321	ARM COVER MOTOR SIDE(BLACK)+LABEL	Pg 9
	02SK0317	BASE COVER CONNECT.SIDE(BLACK)+LABEL	Pg 12
	02SK0320	BASE COVER DISPLAY SIDE(BLACK)+LABEL	Pg 12
	02SK0319	HANDLE ASSEMBLY KIT (BLACK)	Pg 12
	0511C213	U-SHAPE ARM COVER (BLACK)	Pg 9
	0511C214	INTERNAL BAND (BLACK)	Pg 9
	0511C215	HEAD FAN COVER (BLACK)	Pg 7
	02SK0312	HEAD COVER (BLACK)+LABEL	Pg 7

NICK NRG 1201

SPARE PARTS

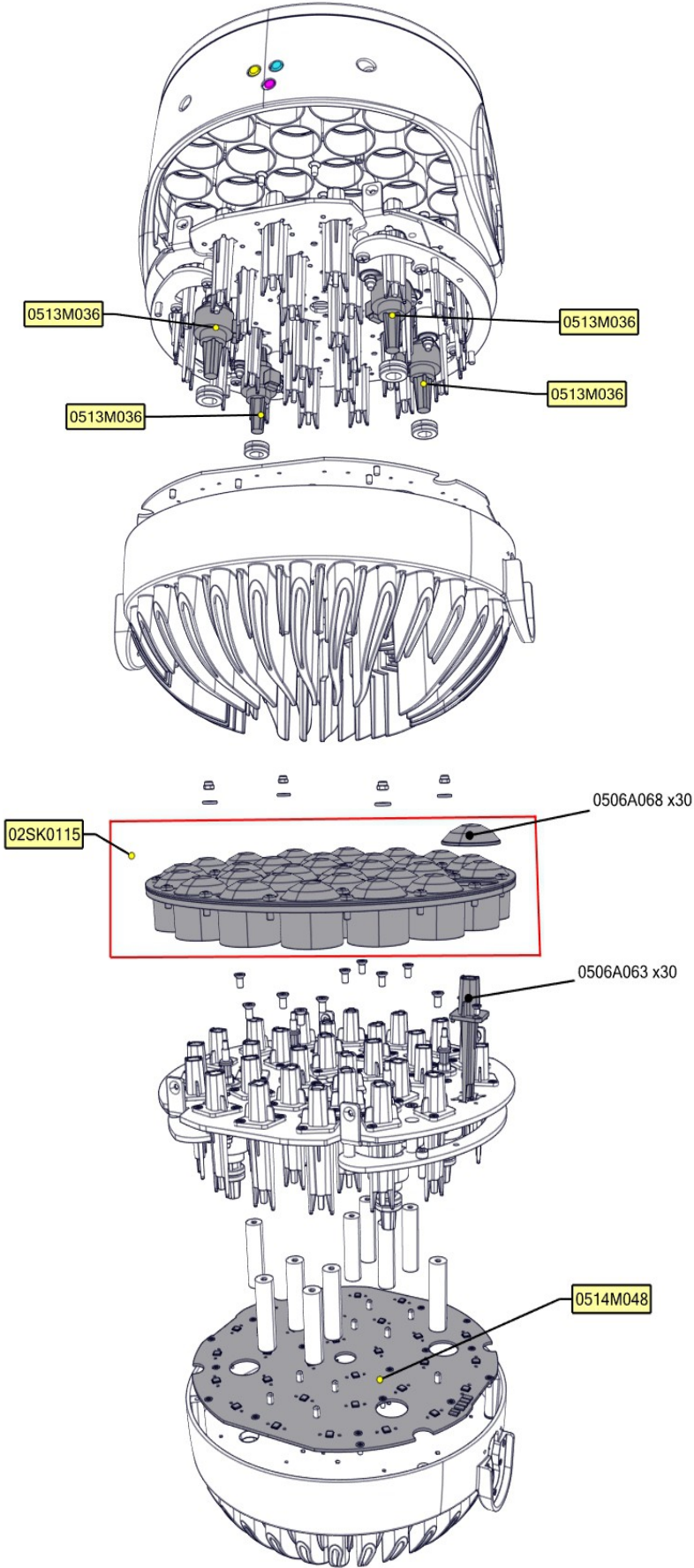
8. HEAD VIEWS



NICK NRG 1201

SPARE PARTS

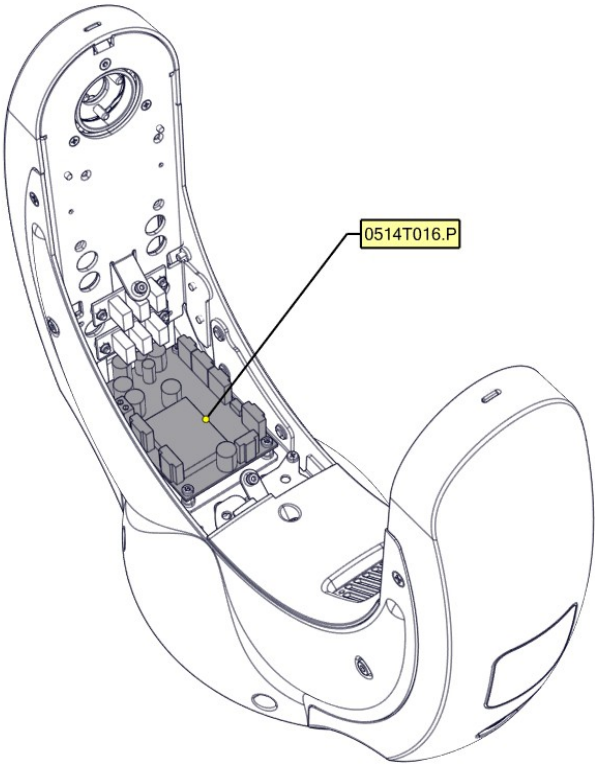
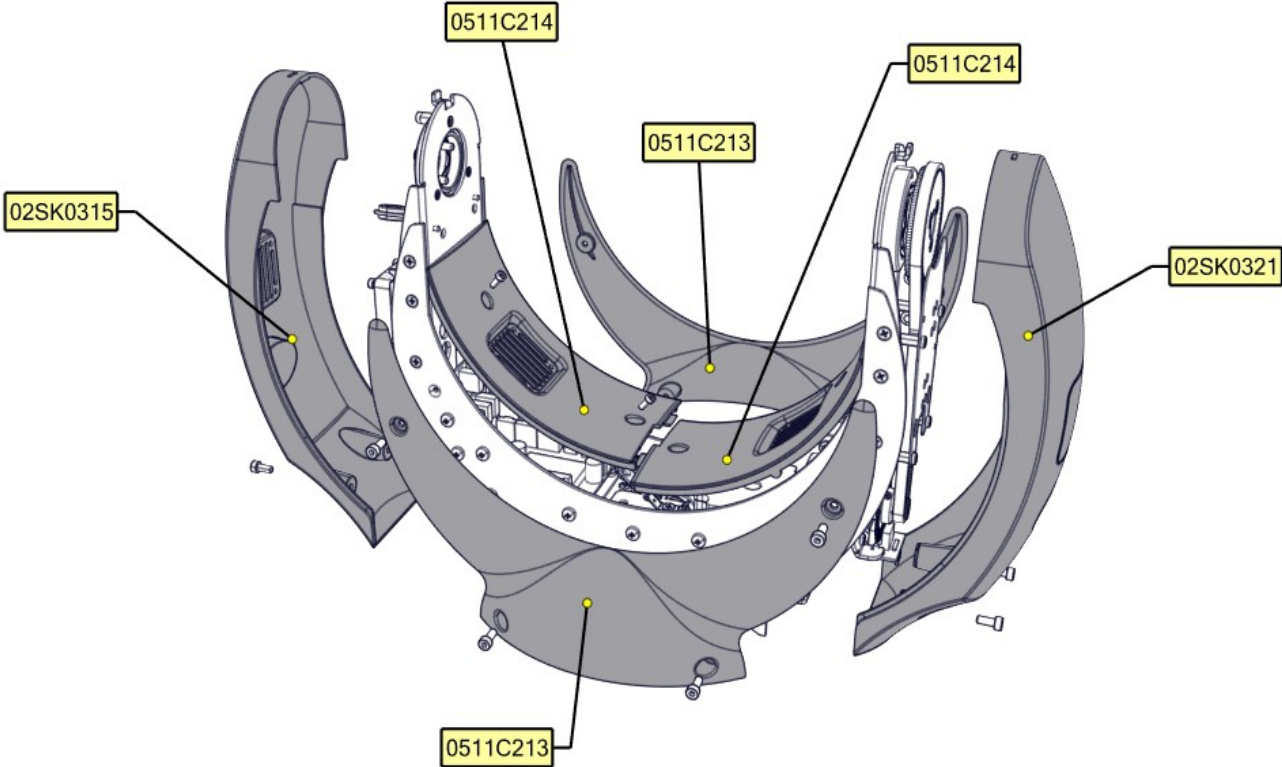
8. HEAD VIEWS



NICK NRG 1201

SPARE PARTS

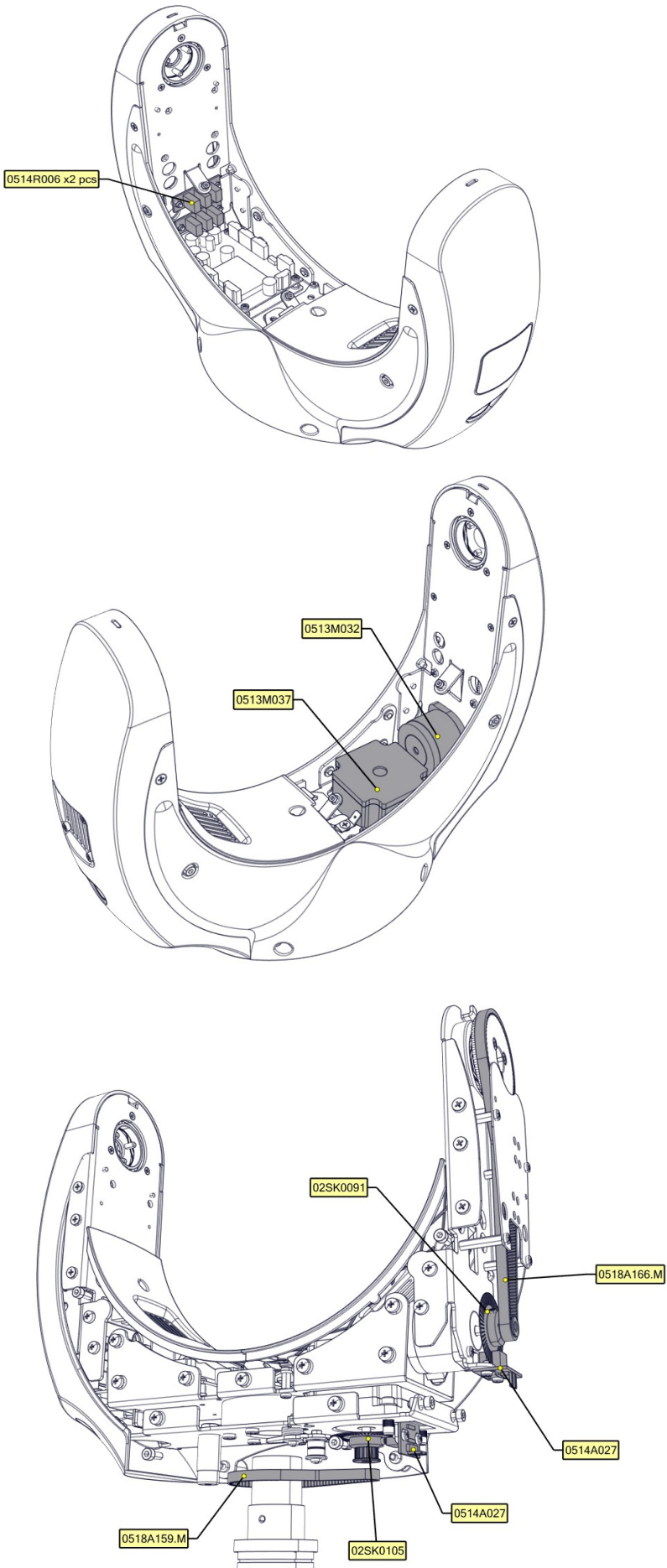
9. ARM VIEWS



NICK NRG 1201

SPARE PARTS

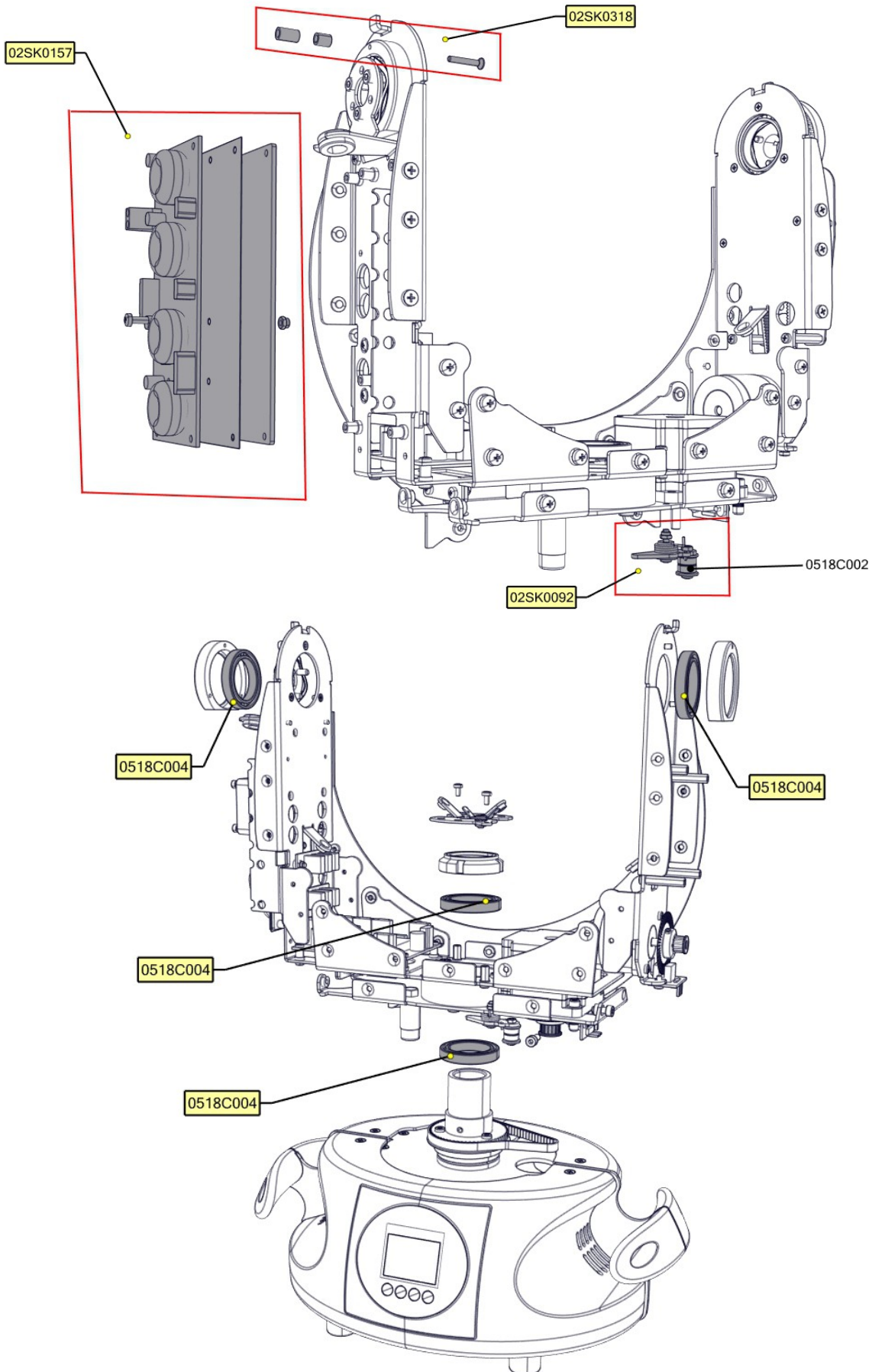
9. ARM VIEWS



NICK NRG 1201

SPARE PARTS

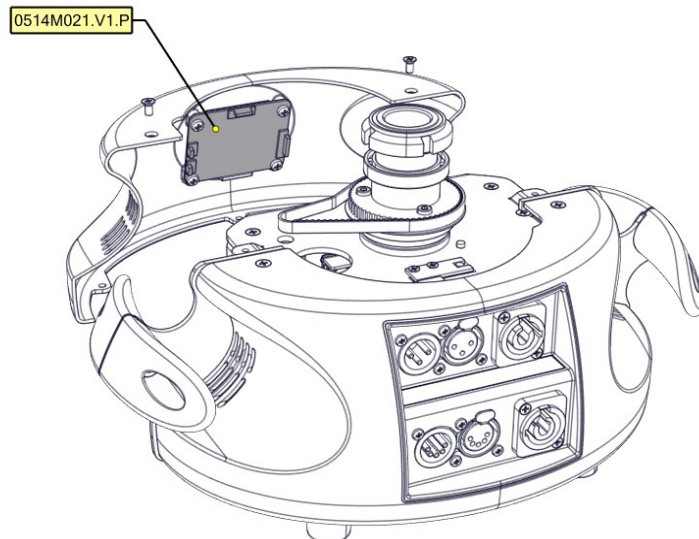
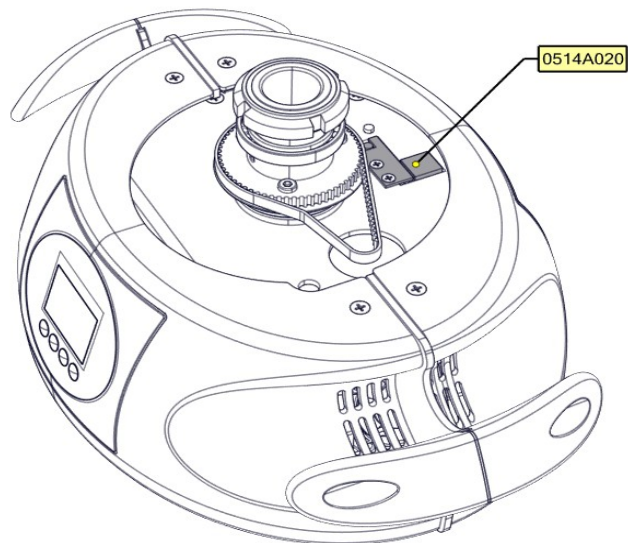
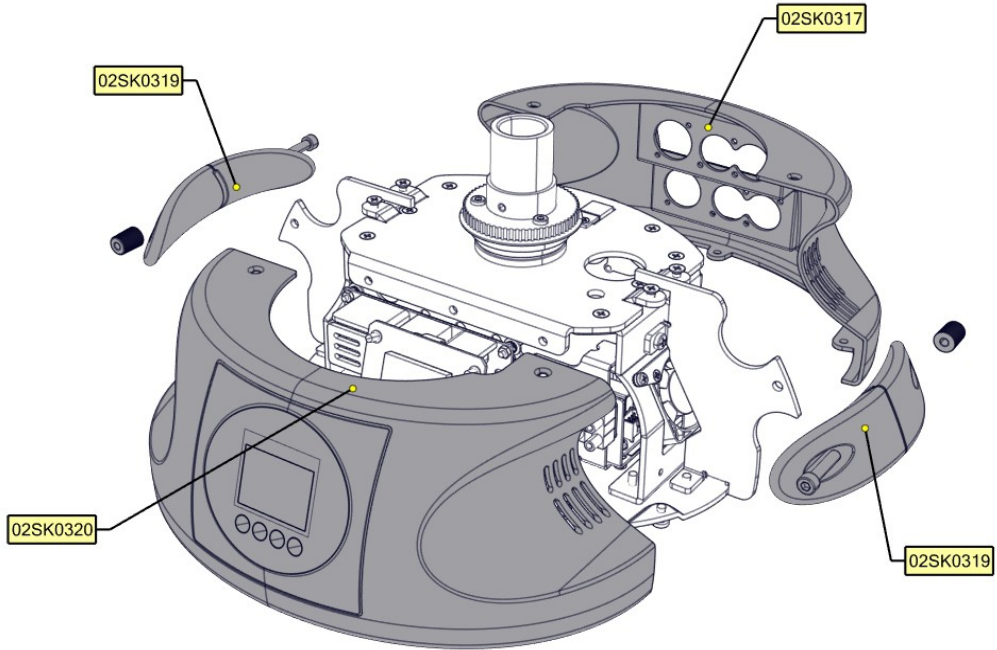
9. ARM VIEWS



NICK NRG 1201

SPARE PARTS

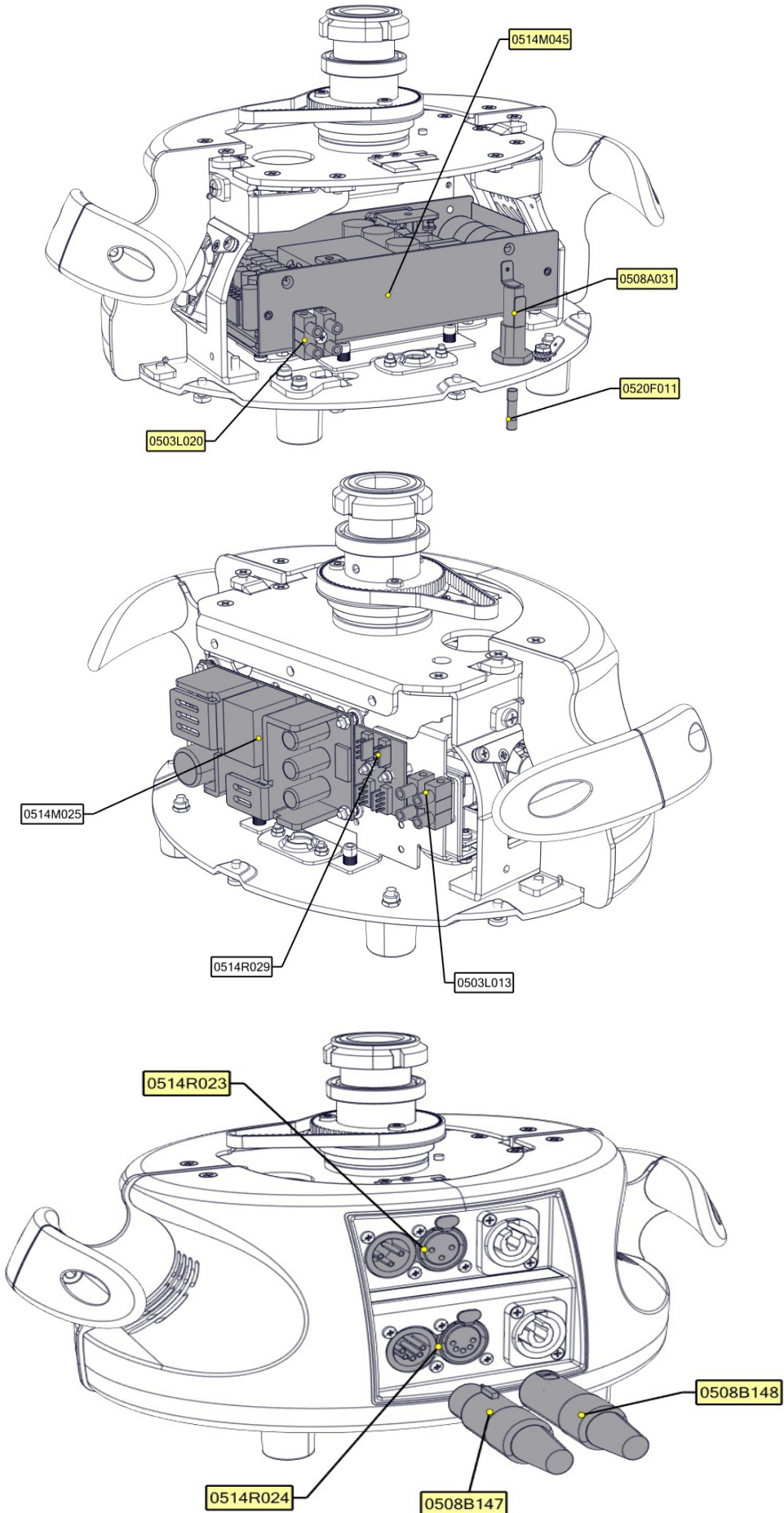
10. BASE VIEWS



NICK NRG 1201

SPARE PARTS

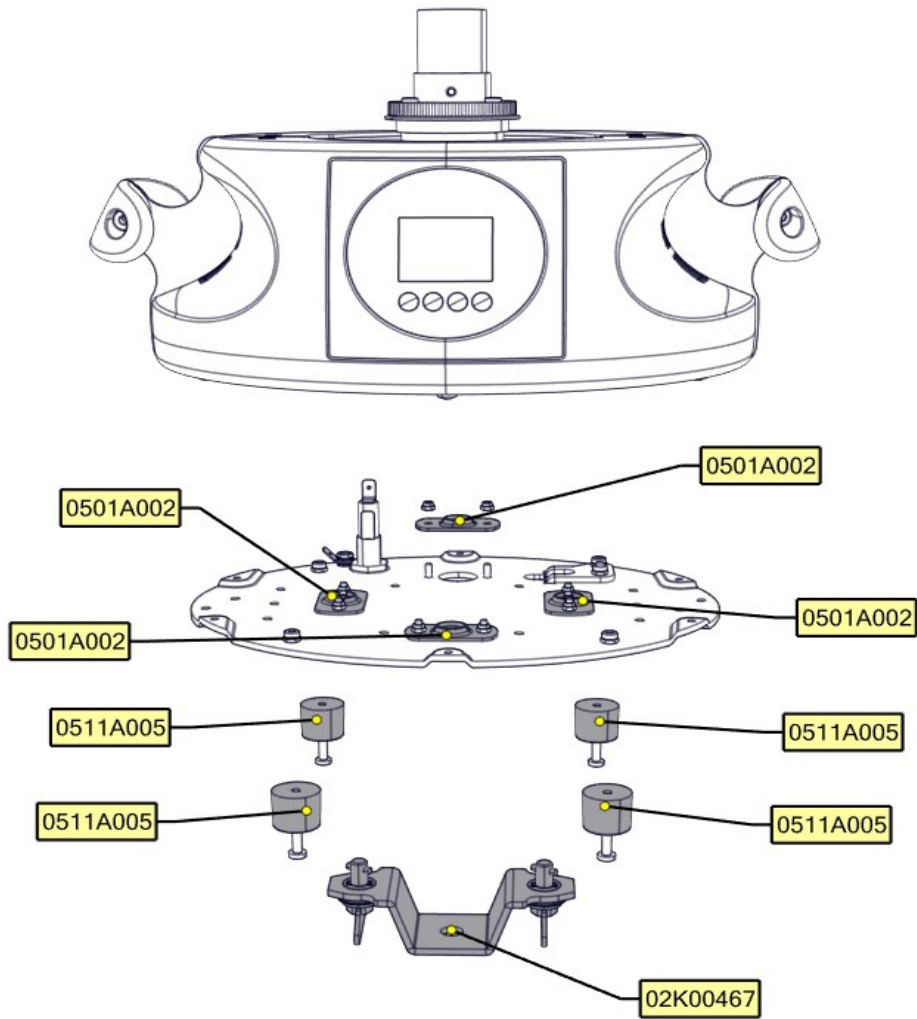
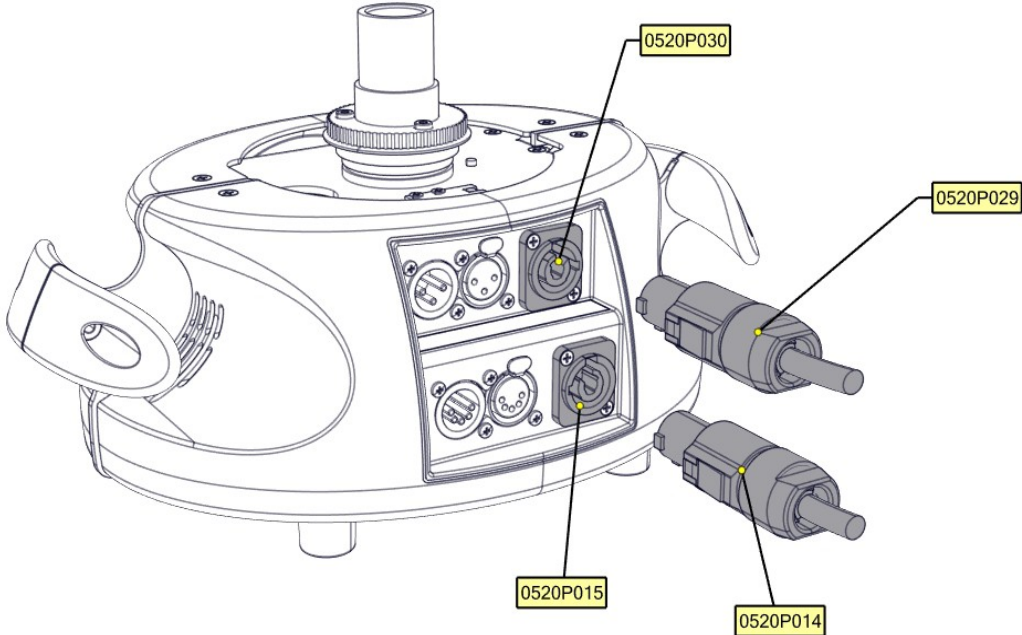
10. BASE VIEWS



NICK NRG 1201

SPARE PARTS

10. BASE VIEWS



NICK NRG 1201

SPARE PARTS

